

FOAMLESS

& soft seating

**KRALL
+ROTH**

FOAMLESS

& soft seating

the sustainable upholstery solution!

The aim of FOAMLESS is to provide the comfort of traditional upholstered seating without foam and a minimum of different materials used to provide a reduction of resources and emissions.

FOAMLESS is achieved through a combination of an intelligent weaving technique and innovative yarns.

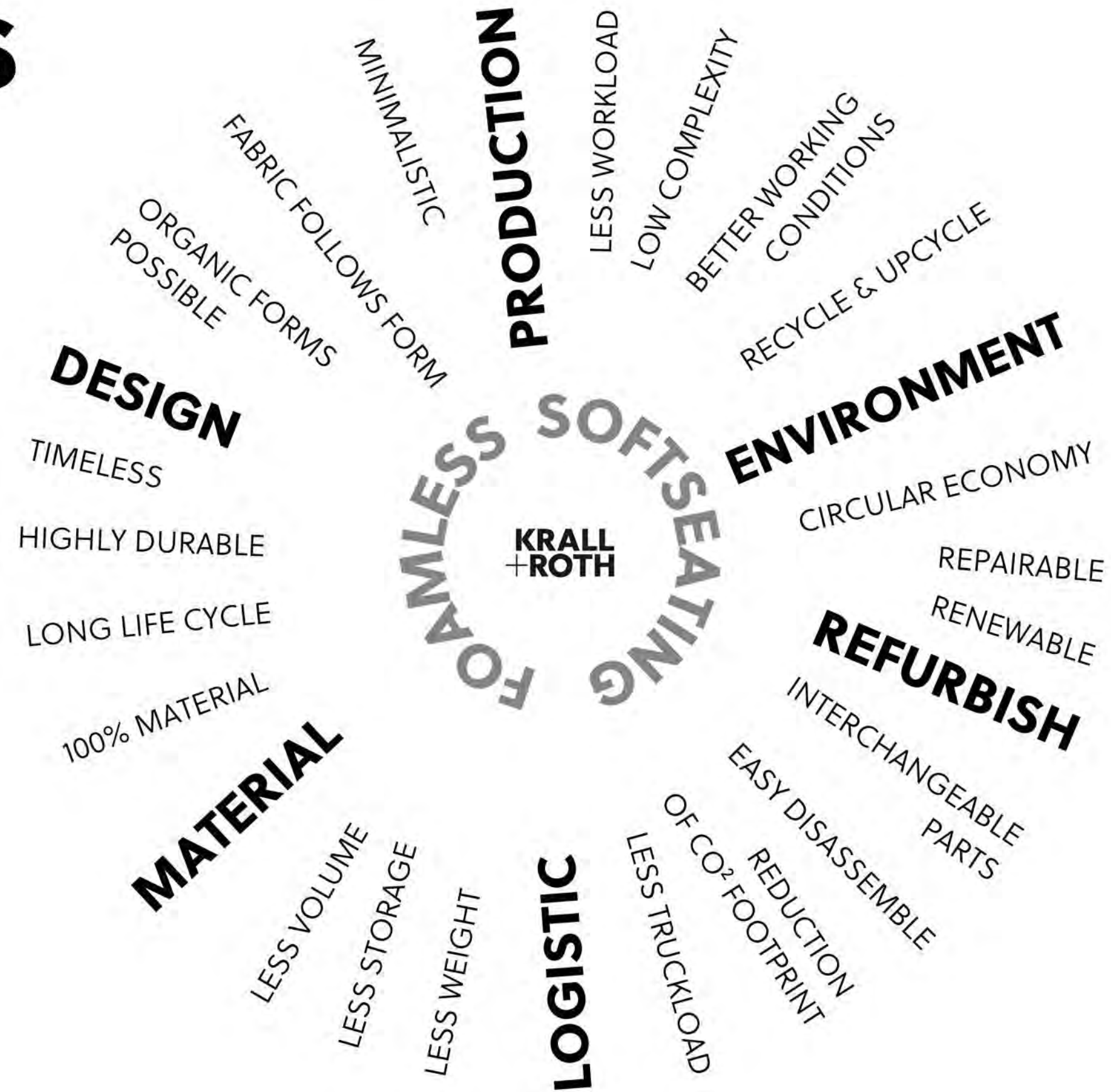
In addition, there is a simple but intelligent way of connecting the self supporting fabric to the frame.

The shrinking properties of the fabric allow contours & radiuses to be created, ensuring comfort.

**KRALL
+ROTH**

FOAMLESS

& soft seating



KRALL + ROTH

FOAMLESS

& soft seating

OUR COMMITMENT TO SUSTAINABILITY:

DESIGN

- long life cycle/timeless
- easy (dis-)assembly

PRODUCTION

- less storage capacity
- low capital commitments
- less workload
- low complexity
- well treated & paid

REMANUFACTURE

- collecting & returning used products
- easy disassembling, sorting, cleaning, repairing
- reconditioning & upgrading with new parts & sold as new

RAWMATERIAL & SOURCING

- material originate: Europe
- reduction of parts variety
- low tech

ENVIRONMENT

- pure material
- as few parts & use of tools as possible
- recycling reduction
- value maintenance


RECYCLE

- reduction of energy and value through recycling, as aprox 2/3 of the value is retained

**KRALL
+ROTH**

SHRINX

HOW DOES IT WORK



In this example a gasket is sewn in a conventional way to the gasket



The fabric with gasket is mounted easily without power



The fabric with gasket is easily attached to the frame



The fabric shrinks with heat to the defined shape and tension



Completed frame constant tension fabric fits perfectly



See how the SHRINX system works

- The best result is reached by a radiant heater (infrared) or an oven achieving the necessary temperature of 120 degree centigrade.
- We furthermore recommend an infrared measurement device (pyrometer) for point and area measurement. While shrinking please maintain a distance of appr. 10 cm to the textile surface.
- The shrinking process starts at a temperature of approx. 80 degree centigrade. The final temperature of 120 degree centigrade (130 degree centigrade max.) should be maintained for 20 seconds on the surface of the textile.
- Important: This process must be carried out once to ensure a permanent and constant tension of the SHRINX mesh.

We are staying at your disposal for any further information

**KRALL
+ROTH**

SHRINX

HOW DOES IT WORK



Upholstering with a sock style cover for example



Untensioned cover slides easily over the frame



The frame is upholstered with the fabric sack, then fixed



The upholstery cover shrinks with heat in its shape and tension



Completed chair constant tension perfect fitting



See how the SHRINX system works

The best result is reached by a radiant heater (infrared) or an oven achieving the necessary temperature of 120 degree centigrade.

We furthermore recommend an infrared measurement device (pyrometer) for point and area measurement. While shrinking please maintain a distance of appr. 10 cm to the textile surface.

The shrinking process starts at a temperature of approx. 80 degree centigrade. The final temperature of 120 degree centigrade (130 degree centigrade max.) should be maintained for 20 seconds on the surface of the textile.

Important: This process must be carried out once to ensure a permanent and constant tension of the SHRINX mesh.

We are staying at your disposal for any further information

**KRALL
+ROTH**

FOAMLESS

& soft seating



4931 SHRINX



**KRALL
+ROTH**


FOAMLESS

& soft seating



MV02-22V26 SHRINX
Further colours are in process.

FOAMLESS & soft seating



4952 SHRINX



**KRALL
+ ROTH**

KRALL +ROTH

Krall+Roth Services GmbH & Co. KG

Krefelder Str. 745 D- 41066 Mönchengladbach

Tel. +49 (0)2161 4902 -0

Fax +49(0)2161 490237

info@krallroth.com

www.krallroth.com